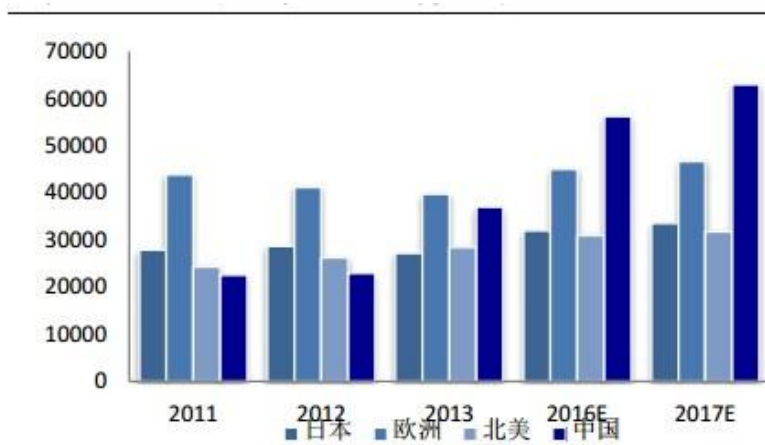


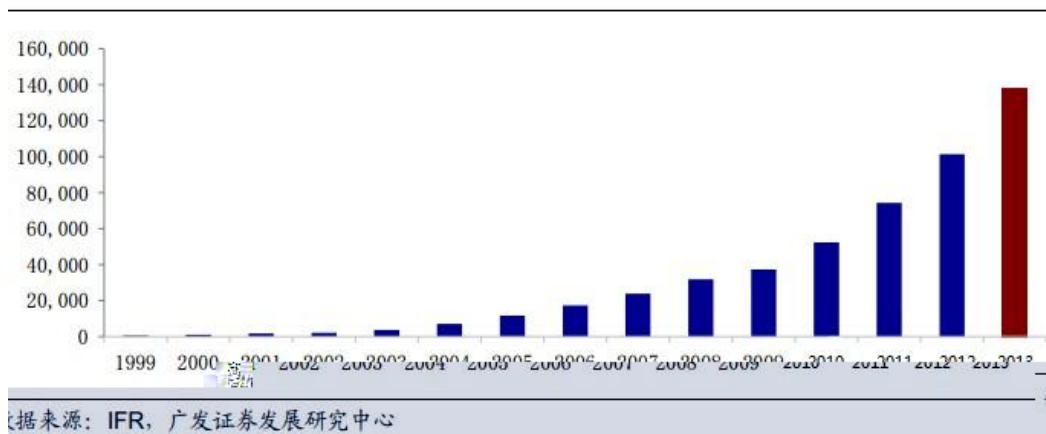
DCS  
PLC CNC  
,



1



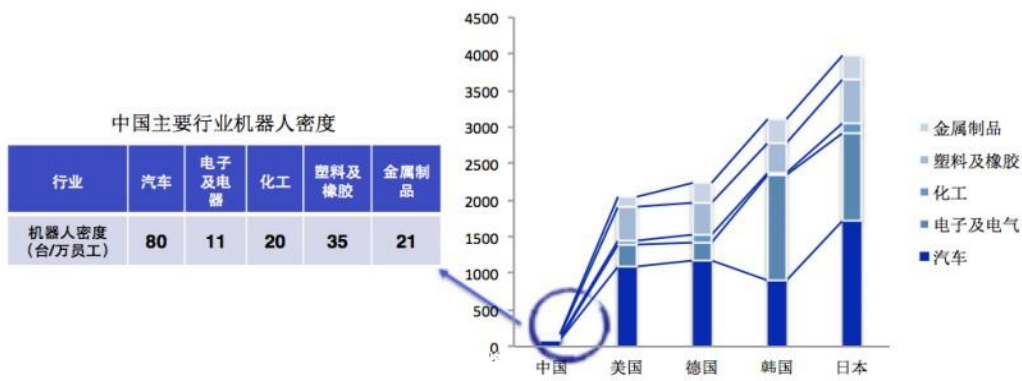
2



3

2017

100 / 25 / 2000 2020



数据来源：中国产业网，广发证券发展研究中心

4 /

	2014	2015	2016	2017	2018	2019	2020
制造业从业人数 (百万人)	50.90	50.40	50.20	49.80	49.60	48.90	48.60
机器人密度 (台/万人)	29	45	66	93	122	158	198
机器人需求 (台)	147,610	226,800	331,320	463,140	605,120	771,322	961,575
新增机器人 (台)	—	79,190	104,520	131,820	141,980	166,202	190,253
机器人均价 (万元)	25	25	25	25	25	25	25
机器人本体市场容量 (亿元)	—	198	261	330	355	416	476
本体+集成 (亿元)	—	792	1,045	1,318	1,420	1,662	1,903

数据来源：Wind，广发证券发展研究中心

70%

1


2



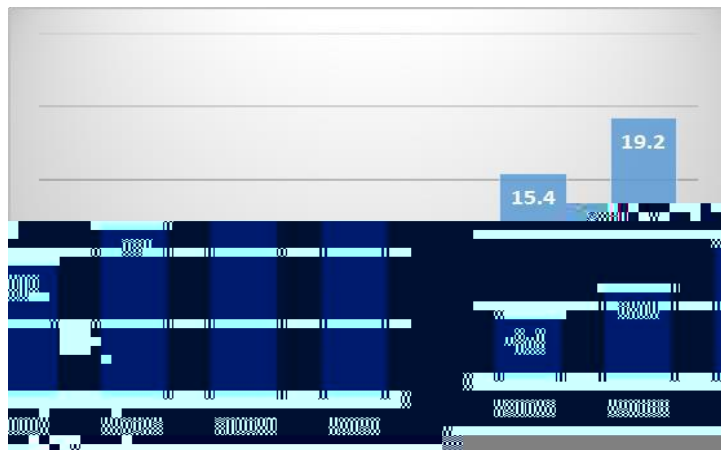
数据来源：综合整理，广发证券发展研究中心

6

“ 2025”



3



7

@




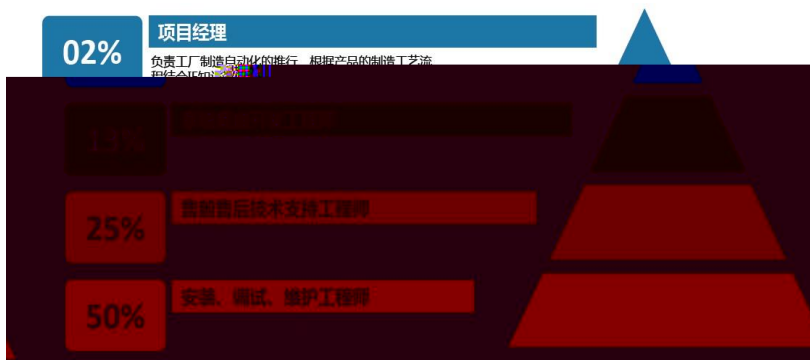
Ä 318 518 918

30% 918 518 318

Ä

Ä





8

1

		1 2 3 4 PLC	
		1 2 3 5	4 6

		1 2 3 4 5	
		1 2 3	
		1. 2. 3.	
		1 2 3 4 5	

2014

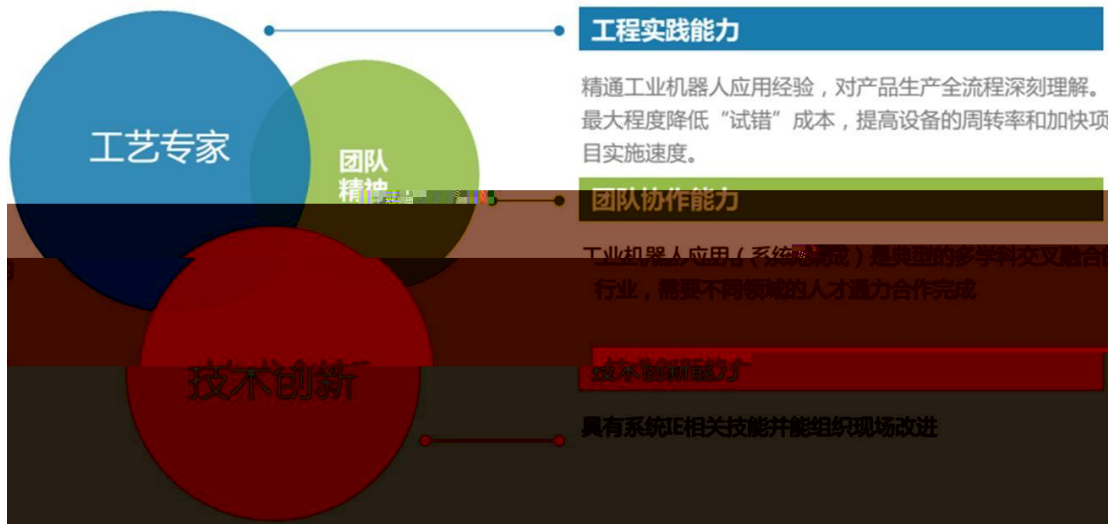
2015



2014 8

AB





9

4.

“ ”

ABB

